

DATA SHEET

Product Name **Chemical Nickel - Plating Film Capped Ceramic Rod**

Part Name **CNC/CND Series**

File No. **DIP-SP-079**

Uniroyal Electronics Global Co., Ltd.

88#, Longteng Road, Economic & Technical Development Zone, Kunshan, Jiangsu, China

Tel +86 512 5763 1411 / 22 /33

Email marketing@uni-royal.cn

Manufacture Plant Uniroyal Electronics Industry Co., Ltd.

Aeon Technology Corporation

Royal Electronic Factory (Thailand) Co., Ltd.

Royal Technology (Thailand) Co., Ltd.

1. Scope

- 1.1 This specification for approve relates to the Chemical Nickel - Plating Film Capped Ceramic Rod manufactured by UNI-ROYAL.
- 1.2 Conductive layer (Ni) deposited by Chemical method
- 1.3 Extremely Low Resistance value
- 1.4 Specially used for Low Resistance range product

2. Explanation of Part No. System

The standard Part No. includes 14 digits with the following explanation:

2.1 The 1st to 2rd digits are to indicate the product type .

Example: CN= Chemical Deposited (Ni)

2.2 The 3th digit is the type.

Example: C= Capped Filming Rod ; D= Uncapped Filming Rod

2.3 The 4th digit is the Alumina Content.

Example: 1= Alumina 70% ; 2= Alumina 80% ; 3= Alumina 85%

2.4 The 8th to 11th digits is to denote the Size of Rod.

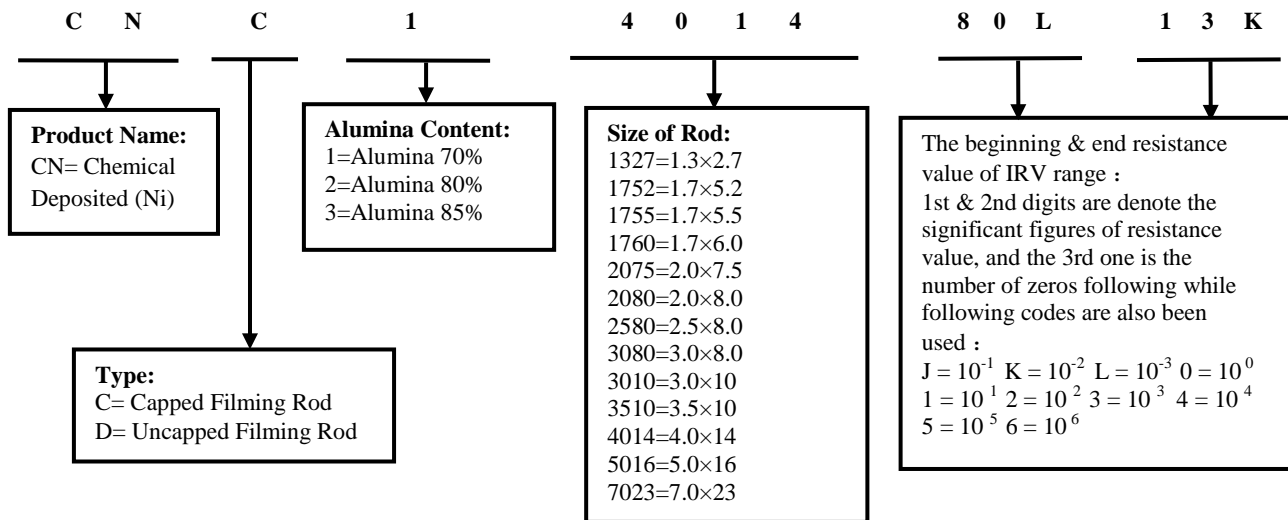
Example: 1327=1.3×2.7 ; 1752=1.7×5.2 ; 1755=1.7×5.5 ; 1760=1.7×6.0 ; 2075=2.0×7.5 ; 2080=2.0×8.0 ; 2580=2.5×8.0 ; 3080=3.0×8.0 ; 3010=3.0×10 ; 3510=3.5×10 ; 4014=4.0×14 ; 5016=5.0×16 ; 7023=7.0×23

2.5 The 9th to 14th digits is to denote the beginning & end resistance value of IRV range

1st & 2nd digits are denote the significant figures of resistance value, and the 3rd one is the number of zeros following while following codes are also been used:

J = 10⁻¹ K = 10⁻² L = 10⁻³ 0 = 10⁰ 1 = 10¹ 2 = 10² 3 = 10³ 4 = 10⁴ 5 = 10⁵ 6 = 10⁶

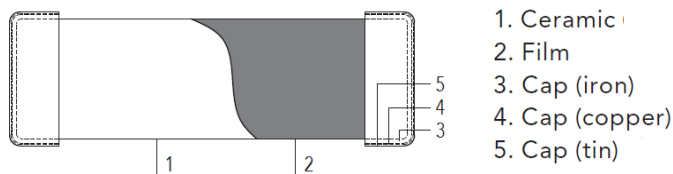
3. Ordering Procedure: (Example: CN 70% 4.0×14 0.08-0.13 Ω)



4. Material:

- (1) Ceramic rod's main ingredient: AL2O3 70%、AL2O3 80%、 AL2O385% tolerance: ±3 % (mark alumina content 70%、 80%、 85%) or customer requirement.
- (2) Iron cap main material: Iron
Plating of iron cap main ingredient: pure Cu and pure Sn

5. Dimension



Unit: mm

NO	Size	Uncapped Filming Rod		Capped Filming Rod		MIN PULLING FORCE (KG)
		D	L	D	L	
1	1.3x2.7	1.28~1.33	2.7±0.1	1.54~1.67	2.86~3.16	2
2	1.7x5.2	1.67~1.74	5.2 ^{+0.1} -0.2	2.03~2.18	5.36~5.76	3
3	1.7x5.5	1.67~1.74	5.5±0.2	2.03~2.18	5.66~6.16	3
4	1.7x6.0	1.67~1.74	6.0±0.2	2.03~2.18	6.16~6.66	3
5	2.0x7.5	1.97~2.19	7.5±0.2	2.33~2.72	7.66~8.27	5
6	2.0x8.0	1.97~2.06	8.0±0.2	2.33~2.60	8.16~8.77	5
7	2.5x8.0	2.46~2.57	8.0±0.2	2.82~3.11	8.16~8.77	6
8	3.0x8.0	2.96~3.06	8.0±0.2	3.32~3.60	8.16~8.77	6
9	3.0x10	2.96~3.06	10.0±0.3	3.32~3.60	10.06~10.89	6
10	3.5x10	3.45~3.56	10.0±0.3	3.81~4.10	10.06~10.89	6
11	4.0x14	3.95~4.13	14.0±0.3	4.31~4.67	14.06~14.89	6
12	5.0x16	4.95~5.08	16.0±0.3	5.41~5.62	16.16~16.89	6
13	7.0x23	6.93~7.10	23.0±0.5	7.39~7.64	22.96~24.09	6

6. IRV (Initial Resistance Value) Range

Code	Initial value range	Code	Initial value range	Code	Initial value range
R01	0.02Ω-0.03Ω	R05	0.10Ω-0.20Ω	R09	0.80Ω-1.3Ω
R02	0.03Ω-0.05Ω	R06	0.20Ω-0.30Ω	R10	1.0Ω-2.0Ω
R03	0.05Ω-0.07Ω	R07	0.30Ω-0.50Ω		
R04	0.07Ω-0.10Ω	R08	0.50Ω-0.80Ω		

7. Standard for testing:

(1) Appearance: Inspect appearance with eyes and sense of touch

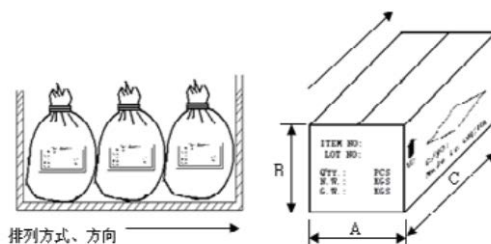
① Film layer without film bubble、rods pitted、uneven film distribution、protective film spots、protective film too thin、uneven film color etc

② May promise range of initial resistance value：reference to initial resistance value specification list.

③ Temperature coefficient resistor：according to customer order

(2) Size: Measure it with vernier caliper and micrometer

9. Packing



No.	Type	Size (mm)			Quantity (KPCS)	
		A	B	C	Pouch	Box
1	1.3x2.7	25	20	45	600	1800
2	1.7x5.2	25	20	45	200	600
3	1.7x5.5	25	20	45	200	600
4	1.7x6.0	25	20	45	200	600
5	2.0x7.5	25	20	45	100	300
6	2.0x8.0	25	20	45	100	300
7	2.5x8.0	25	20	45	60	180
8	3.0x8.0	25	20	45	40	120
9	3.0x10	25	20	45	40	120
10	3.5x10	25	20	45	25	75
11	4.0x14	25	20	45	12.5	37.5
12	5.0x16	25	20	45	7.5	22.5
13	7.0x23	25	20	45	2.5	7.5

11. Note

11.1 UNI-ROYAL recommend the storage condition temperature: 15°C~35°C, humidity :25%~75%

(Put condition for individual product)

Even under UNI-ROYAL recommended storage condition, solderability of products over 1 year old (Put condition for each product) may be degraded.

11.2 Store / transport cartons in the correct direction, which is indicated on a carton as a symbol.

Otherwise bent leads may occur due to excessive stress applied when dropping of a carton.

11.3 Product performance and soldered connections may deteriorate if the products are stored in the following places:

- a. Storage in high Electrostatic
- b. Storage in direct sunshine、rain and snow or condensation
- c. Where the products are exposed to sea winds or corrosive gases, including Cl₂, H₂S₃, NH₃, SO₂, NO₂.

12. Record

Version	Description of amendment	Page	Date	Amended by	Checked by
1	First issue of this specification	1~7	July.03,2018	Chen Haiyan	Chen Nana

Uniroyal Electronics Global Co., Ltd. , all rights reserved. Spec. herein would be changed at any time without prior notice